



Lesson 13: Cell Phones

Learning Objectives

- Introduce the risks and manners of cell phones and related terms.
- Provide strategies for the safe usage of mobile devices.
- Raise students' awareness of appropriate behavior related to mobile devices.

Materials You Will Need

- Worksheet 13: Cell Phones

Classroom Activities (Duration: 45 minutes)

Timeline	Teacher Instructions	Student Activities
Introduce Concepts (15 min)	<ul style="list-style-type: none">• Ask students how many own a cell phone, and ask them when and how they use it (for example, texting with friends or talking to their parents).• Hand out the worksheet and have students read the first section about cell phone risks. (Worksheet, part 1) (5 min)	<ul style="list-style-type: none">• Raise your hands if you have your own cell phone and answer when and how you use it.• Read part 1 of the worksheet.
Develop and Practice (20 min)	<ul style="list-style-type: none">• Have students read the “Cyber Bullying” cartoon in the worksheet. Referring to what they learned in lesson 8 about cyber bullying, discuss the following questions: (Worksheet, part 1) (15 min)<ol style="list-style-type: none">1. What could they have done differently?2. If you received a nasty text message from your friends, what should you do?• Have students read the “Sharing Media with Cell Phones” cartoon and discuss the following questions: (Worksheet, part 1) (10 min)<ol style="list-style-type: none">1. What kind of websites might media from a cell phone be posted to? (<i>YouTube, Facebook, MySpace...</i>)2. In addition to not sharing photos or videos, what can you do to protect yourself when using your cell phone? (<i>Only give out your phone number to your closest friends and family, do not reply to text messages or phone calls from strangers, do not share personal information with your phone...</i>)	<ul style="list-style-type: none">• Read the cartoon and discuss the questions.• Read the cartoon and discuss the questions.
Reinforce (10 min)	<ul style="list-style-type: none">• Have students read the last section about cell phone manners. Discuss the hidden costs of having a cell phone and your school's policy for cell phone usage. (Worksheet, part 2) (10 min)	<ul style="list-style-type: none">• Read part 2 of the worksheet and discuss.

Learning Outcomes

At the end of this lesson, students will be able to:

- Identify and recognize the risks of using cell phones.
- Understand the importance of manners when using cell phones.
- Take simple steps to protect themselves from cyber threats when using cell phones.
- Apply critical thinking skills to solve problems related to cell phone usage.




Worksheet 13: Cell Phones

Date:

Name:


1. Cell Phone Risks

Cell phones and mobile phones are a great technology for communicating with your Family and Friends. But there are risks, just like with the Internet. These risks include **cyber bullying, sharing too much information, cyber predators, hidden costs** and **inappropriate content**. Be aware of them, and use your cell phone wisely and safely.

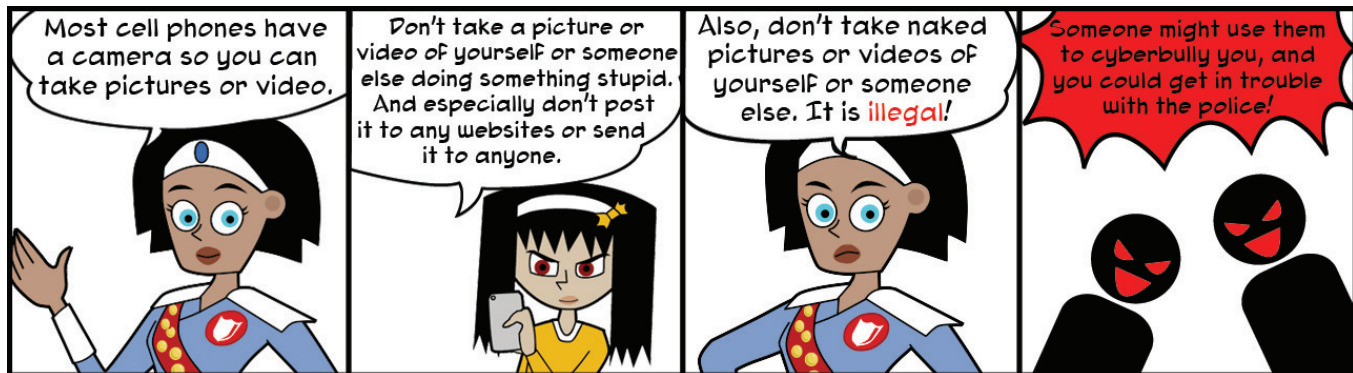


Carlo,
CyberPort
Technician

Cyber Bullying with a Cell Phone



Sharing Media with Cell Phones



2. Cell Phone Etiquette

1. Watch for hidden costs

Sending and receiving text messages can become very expensive if you don't have an unlimited plan. Make sure you know how many minutes and texts you are allowed to send or receive every month.

2. Not anytime, not anywhere

Obey your school's cell phone policy. Switch your phone to silent when you are in a quiet place like the library or a movie theater and leave the room to answer it. It's also rude to answer a call or text when you are talking to someone else - if it's important, excuse yourself politely first.

3. It's the same Cyberspace

Some cell phones, such as smartphones, are just like a small mobile computer and can connect to the Internet. The rules for cyberspace are the same whether you are accessing it from a computer or a smart phone. Remember, be safe in cyberspace and be a good cyber citizen!